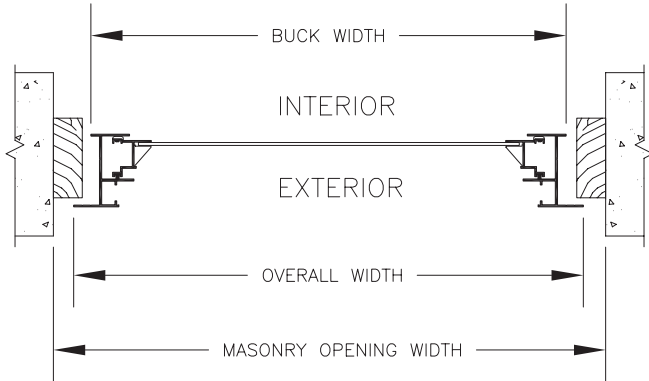


# Frame Style Measurements for Windows



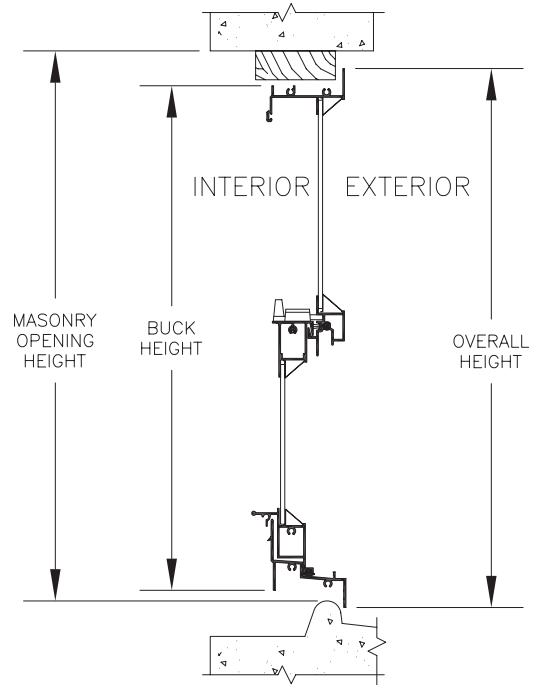
Windows and Doors

## FLANGE WINDOWS (MASONRY CONSTRUCTION)

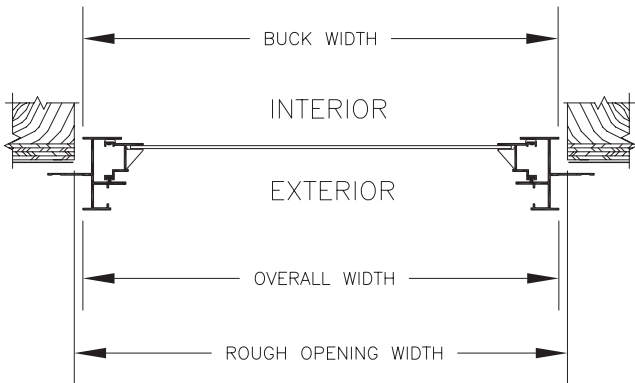


WINDOW SIZE: \_\_\_\_\_ X \_\_\_\_\_  BUCK  
(WIDTH) (HEIGHT)  OVERALL

MASONRY OPENING SIZE: \_\_\_\_\_ X \_\_\_\_\_  
(WIDTH) (HEIGHT)



## FIN WINDOWS (WOOD-FRAME CONSTRUCTION)



WINDOW SIZE: \_\_\_\_\_ X \_\_\_\_\_  BUCK  
(WIDTH) (HEIGHT)  OVERALL

ROUGH OPENING SIZE: \_\_\_\_\_ X \_\_\_\_\_  
(WIDTH) (HEIGHT)

